



Parent Survey Results

June 2014

Introduction

From April 30 to June 16, 2014, the Children's Scholarship Fund (CSF) conducted an online parent survey to collect household data and evaluate the level of parental satisfaction with their child's school, satisfaction with the CSF New York scholarship program, and engagement with their child outside the school. In the 2013-2014 school year, CSF New York served nearly 8,300 students, though the survey was only sent to 3,287 parents with active e-mail addresses. Of the 3,287 parents e-mailed, 773 completed the online survey for a total 23.5% response rate. External surveys (e.g. customer satisfaction surveys) generally receive a 10-15% response rate or more on average.

Survey Sample

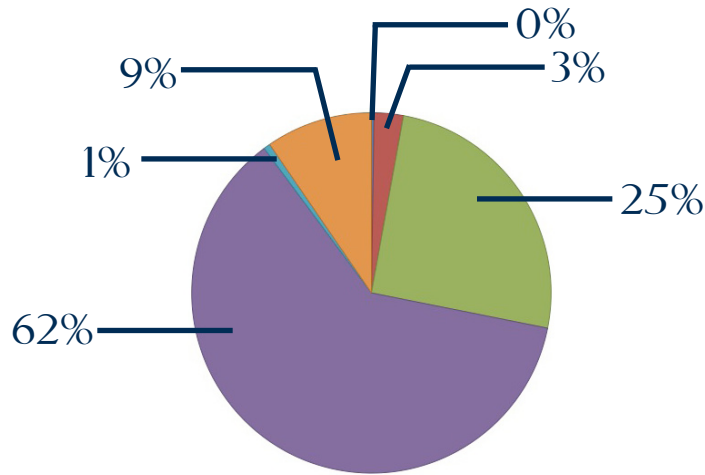
The survey sample includes families living in all five New York City boroughs and attending 132 of the 216 participating schools (61.1%). All of the respondents were parents whose child or children benefited from a CSF scholarship for at least one year and the responses are reflective of the 2013-2014 school year.



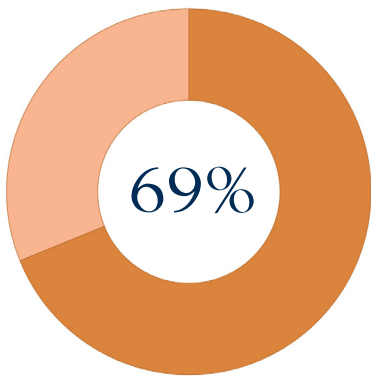
Children's Scholarship Fund

HOUSEHOLD DATA

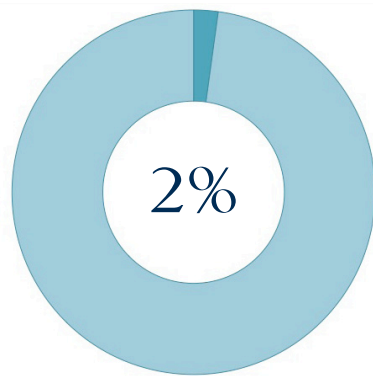
Of the 773 surveys completed, 755 answered the race/ethnicity question, 745 the single-parent question, and 737 the grandparent question.



- Hispanic American
- Black/African American
- Asian
- American Indian/Alaska Native
- White/Caucasian
- Native Hawaiian/Pacific Islander



69%
of parents report living
in a single-parent
household

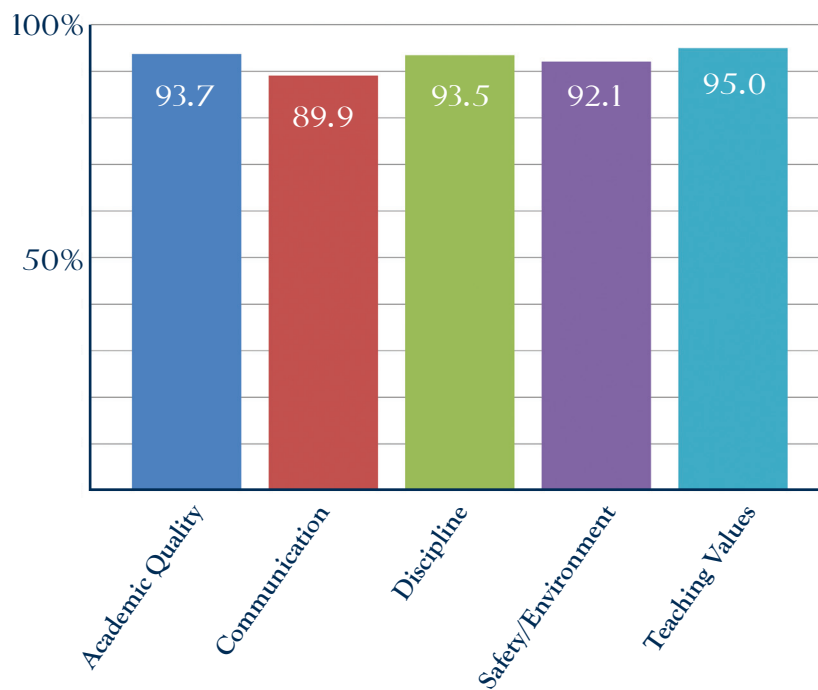


2%
of respondents are
grandparents raising a
grandchild

SCHOOL FEEDBACK

Of the 773 surveys completed, 733 answered the question: What grade would you give your child's school on the following factors: academic quality, communication, discipline, safety/environment, and teaching values?

Total percent of parents who gave the school an A or B grade



70.3%

total parents indicated seeing an improvement on their child's academic performance and/or academic curiosity/engagement since transferring to their chosen private school

FEEDBACK ON CSF

98.5%

of parents agree their CSF scholarship helps them make the best educational choices for their child
(729 out of 773 parents answered this question)

89.2%

of parents report that CSF-provided resources (including the “Parent Power” e-mail communications) help support their child’s success at school
(712 out of 773 parents answered this question)

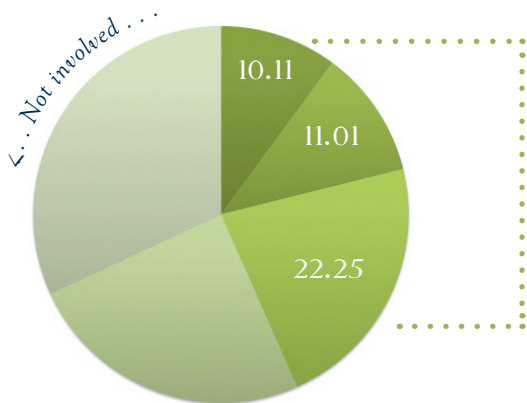
73.1%

of parents feel they would not be able to afford private school tuition without a CSF scholarship - another 24% said they were “not sure”
(725 out of 773 parents answered this question)

PARENTAL INVOLVEMENT

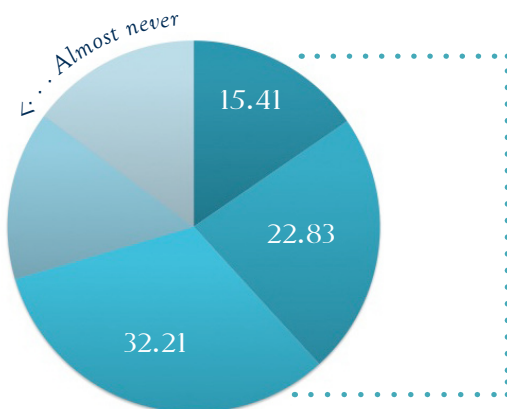
84.0%

of parents toured their child's school before selecting it
(723 out of 773 parents answered this question)



43.4%

total parents are extremely, quite, or somewhat involved in the school's parent group/association
(445 out of 773 parents answered this question)



70.5%

total parents have communicated with the school about ways to support learning at home weekly or more, monthly, or every few months
(714 out of 773 parents answered this question)

PARENTAL INVOLVEMENT

97.1%

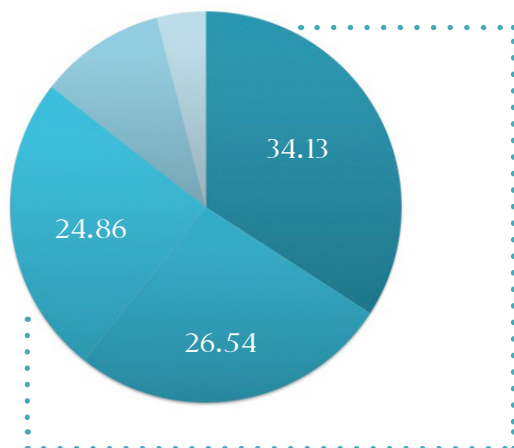
total parents report having conversations with their child about what his/her class is learning either almost all the time or frequently

(713 out of 773 parents answered this question)

88.1%

total parents report helping their child with homework and/or school projects either almost all the time or frequently

(711 out of 773 parents answered this question)



85.5%

total parents report helping their child engage in educational activities outside the home weekly or more, monthly, or every few months

(712 out of 773 parents answered this question)